DRAWING ID: 102 UNIT 3&4 AS BUILT

REVISION NUMBER:

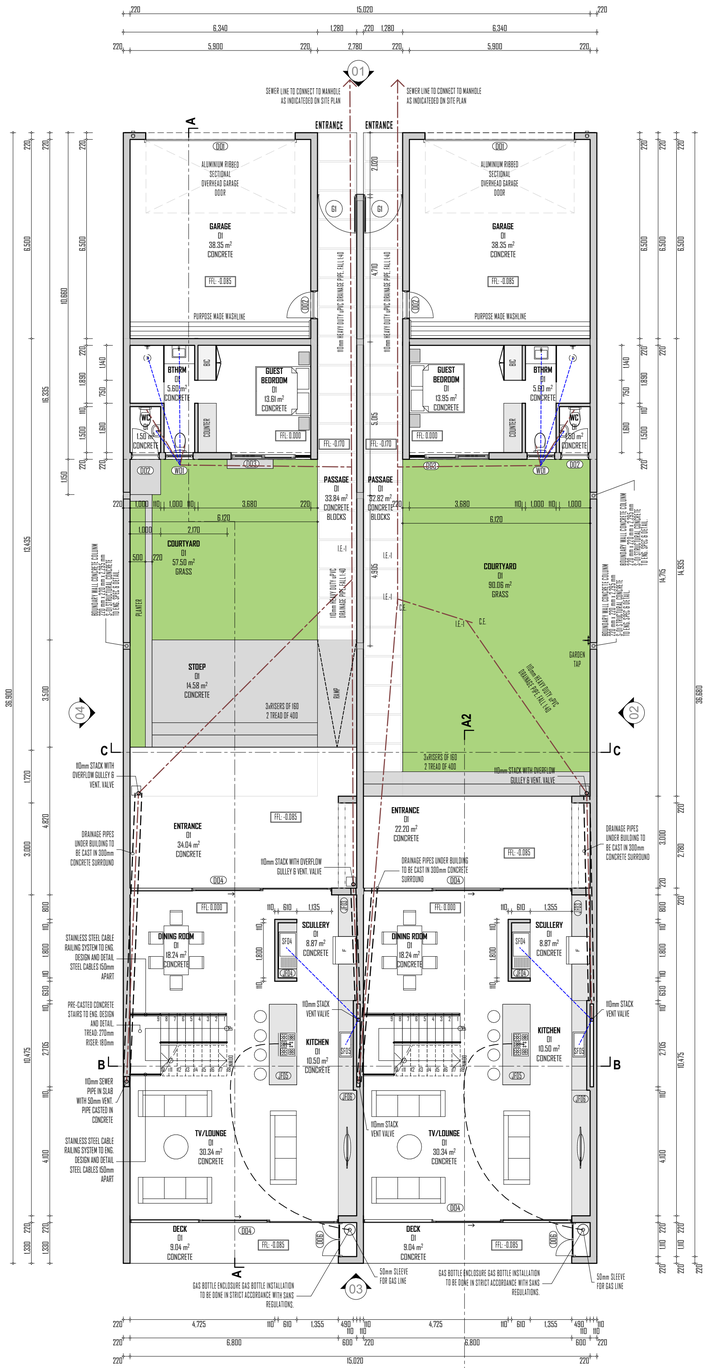

1 GROUND FLOOR PLAN 1:100

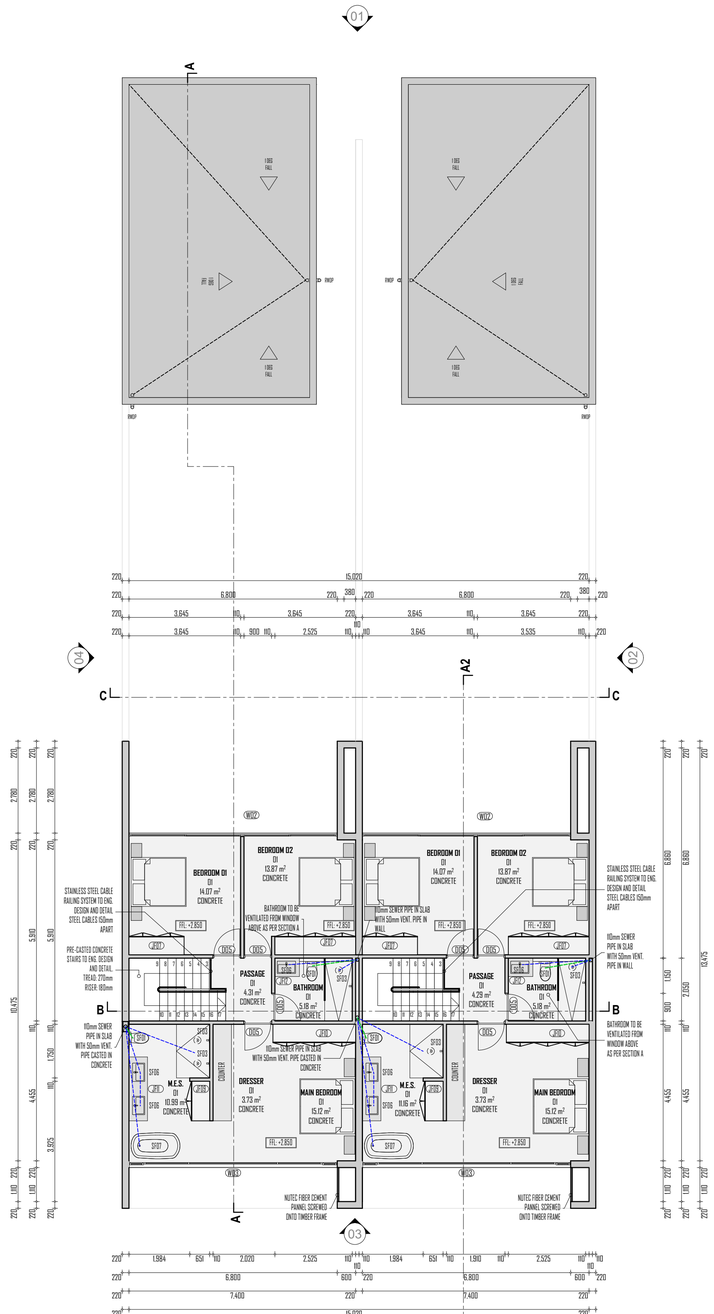

1 FIRST FLOOR 1:100

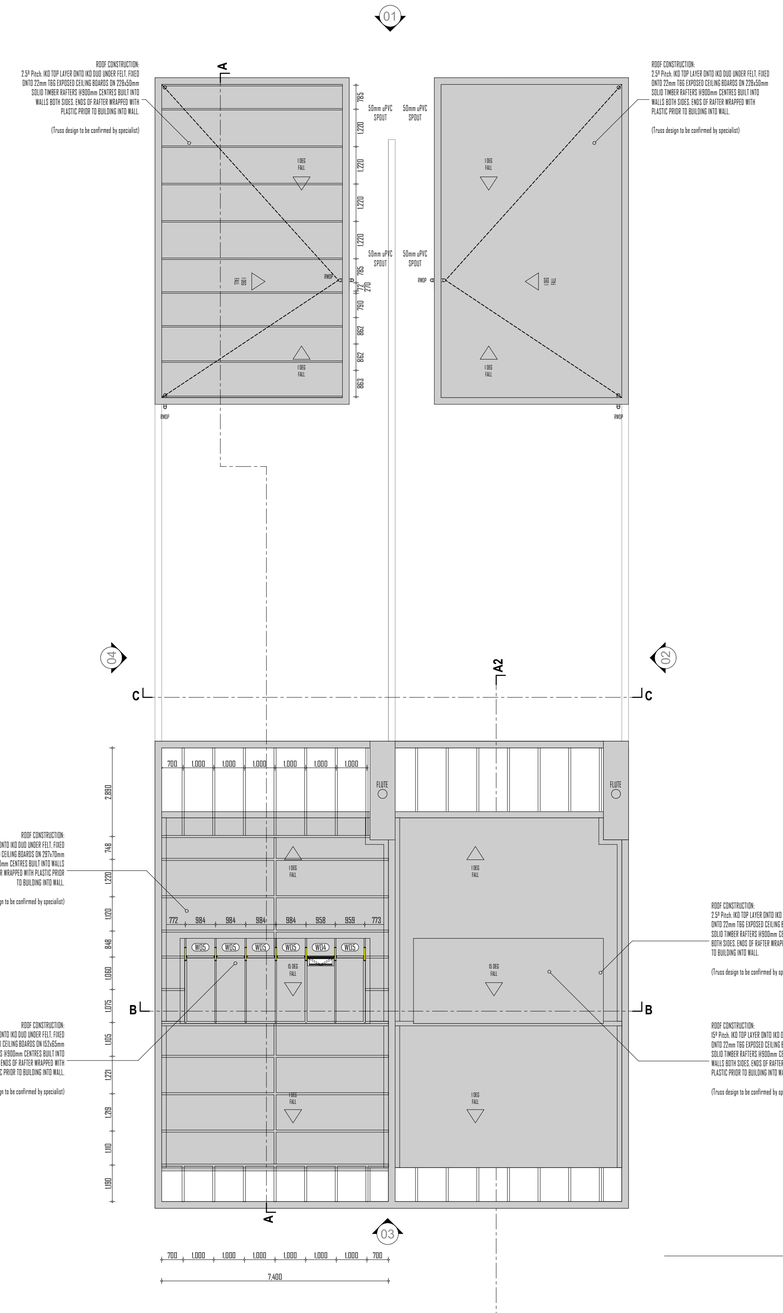

1 2. ROOF LEVEL 1:100

VENTILATION SCHEDULE - UNITS 7-15					
ROOM NAME	AREA M²	WINDOW AREA	OPENING AREA	GLASS %	OPENING %
WC	2.33m²	0.00m²	0.79m²	0%	86%
GUEST BATHROOM	4.0m²	3.16m²	0.79m²	79%	20%
GUEST BEDROOM	12.58m²	6.68m²	3.34m²	53%	27%
KITCHEN,SCULLERY DINNING ROOM, TV/LOUNGE	87.35m²	35.38m²	17.99m²	52%	26%
BEDROOM 1&2	14.07m²	7.06m²	4.03m²	50%	27%
BATHROOM	4.90m²	0.19m²	0.19m²	4%	4%
MAIN BEDROOM, DRESSER, M.E.S.	29.84m²	18.94m²	9.47m²	63%	32%

DEVELOPMENT DATA:
ZONING: GENERAL RESIDENTIAL
ERF SIZE: 4098.00m²

TYPICAL UNIT
GROUND FLOOR PLAN: 77.52m²
FIRST FLOOR PLAN: 72.14m²
GUEST BEDROOM: 16.38m²
GARAGE: 64.90m²

TOTAL: 230.94m²

COVERAGE AREA:
PERMISSABLE COVERAGE: 50%
ACTUAL COVERAGE: 47%

DRAINAGE LEGEND:

IE: INSPECTION EYE
CE: CLEANING EYE
LRB: LONG RADIUS BEND
S/S: SOIL STACK & VENT VALVE
RWDP: RAIN WATER DOWN PIPE
SWP: STORM WATER PIPE

MR DESMOND HENRY HOWARD
HOWARD KROGH ARCHITECTS
#Contact Full Address
#Contact Postal Box
DES@HH.NA
+2648112400995

CLIENT DETAILS:

#Client Full Name
#Client Full Address
#Client Postal Box
#Client E-mail
#Client Phone Number

PROJECT DETAILS:

001 HARBOUR VIEWS

ERF 183
#Site Full Address
4098.04

HOWARDKROGH ARCHITECTS